



Confirming Interstellar C₆₀⁺ Using the *Hubble Space Telescope*

M. A. Cordiner^{1,2}, H. Linnartz³, N. L. J. Cox⁴, J. Cami⁵, F. Najarro⁶, C. R. Proffitt⁷, R. Lallement⁸, P. Ehrenfreund^{3,9},
B. H. Foing¹⁰, T. R. Gull¹, P. J. Sarre¹¹, and S. B. Charnley¹

¹ NASA Goddard Space Flight Center, 8800 Greenbelt Road, Greenbelt, MD 20771, USA; martin.cordiner@nasa.gov

² Department of Physics, Catholic University of America, Washington, DC 20064, USA

³ Sackler Laboratory for Astrophysics, Leiden Observatory, Leiden University, P.O. Box 9513, NL 2300 RA Leiden, The Netherlands

⁴ ACRI-ST, 260 route du Mon Pintard, Sophia Antipolis, France

⁵ Department of Physics and Astronomy and Centre for Planetary Science and Exploration (CPSX), The University of Western Ontario, London, ON N6A 3K7, Canada

⁶ Departamento de Astrofísica, Centro de Astrobiología (CSIC-INTA), ctra. de Ajalvir km. 4, E-28850 Torrejón de Ardoz, Madrid, Spain

⁷ Space Telescope Science Institute, 3700 San Martin Drive, Baltimore, MD 21218, USA

⁸ GEPI, UMR8111, Observatoire de Paris, 5 Place Jules Janssen, F-92195 Meudon, France

⁹ George Washington University, Washington, DC, USA

¹⁰ ESA ESTEC SCI-S, Noordwijk, The Netherlands

¹¹ School of Chemistry, The University of Nottingham, University Park, Nottingham NG7 2RD, UK

Received 2019 March 18; revised 2019 March 27; accepted 2019 March 30; published 2019 April 22

Abstract

Recent advances in laboratory spectroscopy lead to the claim of ionized Buckminsterfullerene (C₆₀⁺) as the carrier of two diffuse interstellar bands (DIBs) in the near-infrared. However, irrefutable identification of interstellar C₆₀⁺ requires a match between the wavelengths and the expected strengths of all absorption features detectable in the laboratory and in space. Here we present *Hubble Space Telescope* (HST) spectra of the region covering the C₆₀⁺ 9348, 9365, 9428, and 9577 Å absorption bands toward seven heavily reddened stars. We focus in particular on searching for the weaker laboratory C₆₀⁺ bands, the very presence of which has been a matter for recent debate. Using the novel STIS-scanning technique to obtain ultra-high signal-to-noise spectra without contamination from telluric absorption that afflicted previous ground-based observations, we obtained reliable detections of the (weak) 9365, 9428 Å and (strong) 9577 Å C₆₀⁺ bands. The band wavelengths and strength ratios are sufficiently similar to those determined in the latest laboratory experiments that we consider this the first robust identification of the 9428 Å band, and a conclusive confirmation of interstellar C₆₀⁺.

Key words: instrumentation: spectrographs – ISM: molecules – line: identification – techniques: spectroscopic

1. Introduction

The diffuse interstellar bands (DIBs) are a series of several hundred broad absorption features that occur in optical–NIR spectra of stars as their light passes through the diffuse interstellar medium (ISM). The total DIB absorption cross-section indicates the presence of a large quantity of interstellar material, much of which is believed to be carbonaceous in nature (Cordiner 2011), but the identities of the DIB carriers have been elusive despite dedicated observational, laboratory, and theoretical efforts since the early 20th century (Herbig 1995; Sarre 2006; Cami & Cox 2014). Identifying the DIB carriers will have important implications for our understanding of the ISM and its constituents. DIBs have recently been used as tracers of small-scale interstellar structure (Cordiner et al. 2013), and DIB strength variations can reveal the interaction between supernovae and their surrounding environments (Milisavljevic et al. 2014). Due to their ubiquity in local and distant galaxies, DIBs are potentially invaluable probes of interstellar chemistry and physics throughout the universe (Cordiner 2014).

Based on photofragmentation spectroscopy of C₆₀⁺–He complexes at very low temperature, Campbell et al. (2015) claimed identification of a pair of DIBs in the NIR with C₆₀⁺. This work came almost two decades after the initial association of the 9577 and 9632 Å DIBs with this molecule (Foing & Ehrenfreund 1994, 1997). As a complement to the prior observations of fullerenes in circumstellar and nebular environments (Cami et al. 2010; Sellgren et al. 2010;

Berné et al. 2013), the ongoing work on C₆₀⁺ in the diffuse ISM is causing a significant shift in our understanding of the possible inventory of very large molecules in low-density interstellar clouds (e.g., Omont 2016)—the largest molecules definitively detected to date in the diffuse ISM have only three atoms heavier than hydrogen (Schmidt et al. 2014; Liszt et al. 2018).

As discussed by Galazutdinov et al. (2017), Galazutdinov & Krelowski (2017), Cordiner et al. (2017), and Lallement et al. (2018), the case for interstellar C₆₀⁺ has not yet been proven beyond a reasonable doubt. The laboratory studies of Campbell et al. (2016), Kuhn et al. (2016), and Spieler et al. (2017) have identified the presence of five near-infrared C₆₀⁺ absorption features at 9348.4, 9365.2, 9427.8, 9577.0, and 9632.1 Å, with recently updated (peak) cross-section ratios 0.09:0.26:0.17:1.0:0.84 (Campbell & Maier 2018). So far, the detection of interstellar C₆₀⁺ has been grounded in the wavelength match with the λ9577 and λ9632 DIBs, but conclusive identification of the weaker features has been difficult. Galazutdinov et al. (2017) were unable to confirm the presence of the weakest three C₆₀⁺ bands in a sample of 19 heavily reddened interstellar sightlines observed from the ground, and the studies of Cordiner et al. (2017) and Lallement et al. (2018) concluded, at best, ambiguity regarding the presence of the λ9428 band in HST and VLT spectra.

Although Walker et al. (2015, 2016) previously claimed interstellar detections of all five C₆₀⁺ bands, the presence of all the bands was not convincingly demonstrated in any single sightline (Cordiner et al. 2017). Reliable measurements of the

Table 1
Target Star Properties

| Name | MK Type | J (mag.) | E_{B-V} (mag.) | $v_{\text{hel}}(\text{K I})$ (km s^{-1}) | S/N |
|---------------------------|----------|---------------|---------------------|--|------|
| Reddened Target Stars | | | | | |
| Cyg OB2 #5 | O6+Of Ia | 5.2 | 2.0 | −10 | 600 |
| HD 195592 | O9.7 Ia | 5.1 | 1.1 | −14 | 500 |
| BD+63 1964 | B0 I | 6.9 | 1.0 | −23 | 700 |
| HD 169454 | B1 Ia | 4.5 | 1.1 | −9 | 700 |
| HD 190603 | B1.5 Ia | 4.5 | 0.7 | −9 | 500 |
| HD 136239 | B2 Ia | 5.7 | 0.9 | −15 | 500 |
| HD 168625 | B6 Iap | 5.1 | 1.4 | 3 | 500 |
| Unreddened Standard Stars | | | | | |
| τ Cma | O9 III | 4.7 | 0.1 | ... | 1000 |
| 69 Cyg | B0 Ib | 6.1 | 0.1 | ... | 800 |
| HD 36960 | B1 Ib | 5.3 | 0.0 | ... | 600 |
| q Tau | B6 IV | 4.5 | 0.0 | ... | 700 |

three weaker C_{60}^+ bands are particularly problematic because they fall in a wavelength region heavily obscured by telluric water vapor (see Galazutdinov et al. 2000, 2017). Telluric correction methods for weak interstellar absorption features are error prone (Lallement et al. 2018), so to rigorously confirm the C_{60}^+ assignment, high signal-to-noise observations are required from outside the Earth’s atmosphere. In the present study, we set out to obtain *Hubble Space Telescope* (*HST*) spectroscopy, unhindered by telluric absorption, to definitively confirm the presence (or absence) of the weaker $\lambda 9348$, $\lambda 9365$, and $\lambda 9428$ bands, which lie at the heart of the current C_{60}^+ debate.

2. Observations and Data Reduction

Our method makes use of a novel Space Telescope Imaging Spectrograph (STIS) scanning technique to obtain considerably higher signal-to-noise ratio (S/N) than usually achieved with this instrument. In addition to the the improved CCD illumination matching between science and flat-field exposures, which increases the overall efficacy of the flat-fielding and fringe correction process, the benefits of STIS scanning to obtain high-resolution *HST* spectra with unprecedented sensitivity were discussed in detail by Cordiner et al. (2017).

Observations of 11 stars were obtained during 2016 November to 2018 August as part of *HST* programs 14705, 15429, and 15478, including 7 heavily reddened stars and 4 lightly reddened (or unreddened) spectral standard stars. Stellar types, J magnitudes, and reddenings (E_{B-V}) are given in Table 1. Each star was observed in a single orbit using the STIS G750M grating with a central wavelength of 9336 Å (covering the range 9050–9610 Å, which unfortunately excluded the other strong, 9632 Å C_{60}^+ band). We used the $52'' \times 0.1''$ slit, with a plate scale of $0.05''$ per pixel and a spectral resolving power of $\sim 10,000$. Following initial target acquisition and focusing maneuvers, a series of at least four exposures was obtained of each star, following the basic strategy of Cordiner et al. (2017). For each exposure, the target star was positioned at CCD row 300, then scanned along the slit to row 1000 with the shutter open, resulting in a large portion of the CCD being exposed. The bottom 300 rows were avoided to reduce the detrimental effects of charge transfer inefficiency. Exposures were all performed in the “forward” scan direction to avoid the timing offsets in reverse scans identified by Cordiner

et al. (2017). For the removal of CCD fringing, a pair of tungsten flat-field lamp exposures was obtained immediately after each pair of science target exposures; additional flats were obtained during Earth occultation to fill the remaining *HST* orbit time. Pt/Cr–Ne arc lamp exposures were obtained at the beginning and end of each orbital visibility window, to correct for any dispersion drift in the STIS optics.

The basic data reduction and calibration procedures were described by Cordiner et al. (2017). During spectral extraction, counts were integrated along each column, using a 3.5σ rejection threshold for any remaining bad pixels and cosmic-ray hits. Scattered light subtraction was performed with a low-order fit to the light under the occulting bar 2/3 of the way up the CCD.

3. Results

The observed spectra are plotted in the heliocentric rest frame in Figure 1. A C_{60}^+ reference spectrum is also shown, obtained from the high-resolution laboratory C_{60}^+ –He measurements of Campbell & Maier (2018). The laboratory cross-sections were first corrected for an ≈ -0.6 Å wavelength shift caused by the “tagging” helium atoms (Campbell et al. 2016), then scaled and converted to absorptivities, and finally convolved with a Gaussian line-broadening function of $\text{FWHM} = 30 \text{ km s}^{-1}$ to match the STIS spectral resolution.

The wavelengths of the 9577 Å interstellar absorption bands attributed to C_{60}^+ line up across all the reddened sightlines. This is not surprising because, as shown in Table 1, the interstellar K I centroid velocities are relatively similar compared with the $\sim 120 \text{ km s}^{-1}$ FWHM of this DIB. On the other hand, the stellar absorption features (some of the more prominent of which are labeled for τ Cma) show various Doppler shifts according to their respective stellar motions. We therefore confirm the presence of DIBs at 9088 and 9412 Å in all our reddened sightlines (previously tentatively detected by Galazutdinov et al. 2000 and Cordiner et al. 2017).

A feature corresponding to the 9365 Å C_{60}^+ band position can be seen in all the reddened sightlines, and a weaker feature at 9428 Å is present in some of the sightlines. The relative band strengths and positions appear quite consistent with the laboratory C_{60}^+ spectrum.

A clearer (zoomed) view of the spectral regions of interest is shown in Figure 2. For each reddened star, a laboratory C_{60}^+ spectrum has been overlaid, scaled to match the peak optical depth of the observed $\lambda 9577$ bands. It was necessary to apply an additional Gaussian broadening of $\text{FWHM} = 100 \text{ km s}^{-1}$ to the lab spectrum, to obtain a reasonable agreement with the observed $\lambda 9577$ bandwidths (see also Section 4). In this figure, the reddened target spectra have been shifted to the interstellar rest frame, defined by the centroid of the interstellar K I $\lambda 7698$ absorption in each sightline. High-resolution K I echelle spectra were obtained for our target stars from archival data from the Keck, VLT, Mercator, and CFHT telescopes. Keck HIRES K I data (Cyg OB2 #5, HD 168625, and HD 190603) were described by Cordiner & Sarre (2007), VLT spectra (HD 136239 and HD 169454) are from the ESO UVES science archive, Mercator HERMES observations (HD 195592) are from H. Van Winckel (2019, private communication; see also Raskin et al. 2011), and the CFHT ESPaDOnS spectrum (BD +63 1964) is from Cordiner et al. (2017).

Identification of interstellar absorption features is facilitated by comparison of our target star spectra (upper traces in

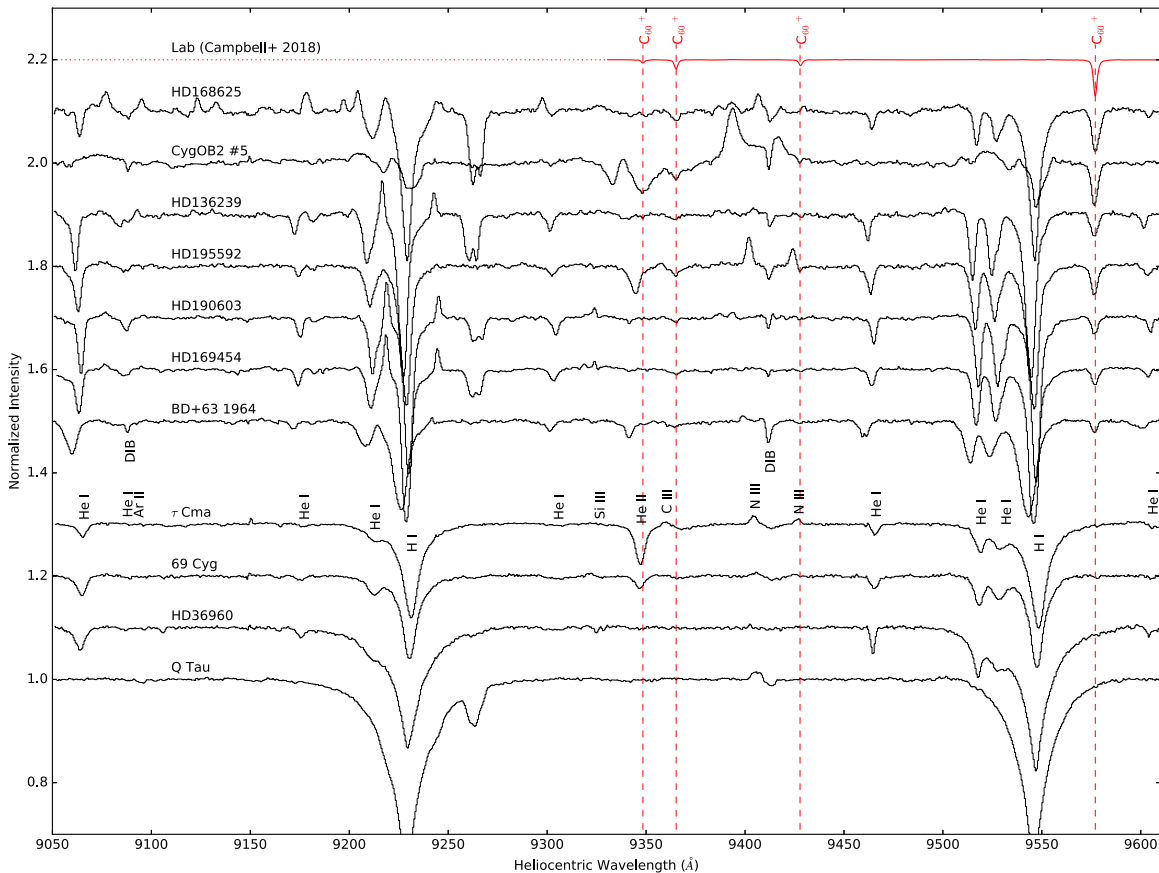


Figure 1. Near-infrared *HST* STIS spectra of seven heavily reddened interstellar sightlines and four unreddened standard stars (offset vertically for display). A laboratory C_{60}^+ spectrum from Campbell & Maier (2018) is shown for reference (see Section 3). Positions of the laboratory C_{60}^+ bands, as well as known stellar lines and DIBs, are labeled.

Figure 2) with the unreddened standard star spectra (lower traces). There is no convincing evidence for C_{60}^+ absorption at 9348 \AA in any of our reddened sightlines. This is, however, consistent with the expected weakness of the $\lambda 9348 C_{60}^+$ band, combined with the uncertainties in the observed stellar continuum due to the presence of noise and other overlapping stellar/interstellar features (in particular, a stellar He II line in the B0- and O-type stars). By contrast, the C_{60}^+ $\lambda 9365$ band is clearly present, and closely matches the strength relative to $\lambda 9577$ found in the laboratory. There is evidence for the final, $\lambda 9428$ band toward Cyg OB2 #5, HD 195592, HD 190603, HD 169454, and BD+63 1964, but for HD 136239 and HD 168625, this band cannot be identified atop a fluctuating continuum. Determining the presence of the $\lambda 9428$ band is complicated by the nearby 9425 \AA N III emission line in the O-type stars, and as shown in Figure 1, the HD 168625 spectrum is contaminated by numerous emission features across the observed range, which preclude an accurate assessment of $\lambda 9428$ in this sightline.

Equivalent widths (W_λ) were measured for the $\lambda 9577$, $\lambda 9428$, and $\lambda 9365$ bands (Table 2). Statistical (1σ) uncertainties (based on the measured rms noise) are given in parentheses. When no C_{60}^+ band was definitively detected, 3σ upper limits are given.

Averages of the continuum-normalized, Doppler-corrected spectral regions surrounding our observed C_{60}^+ bands are shown in Figure 3. Combining all the heavily reddened sightlines helps reduce the statistical noise, averages out continuum uncertainties,

and reduces the impact of individual stellar features due to their differing Doppler shifts between stars. The resulting mean spectra provide improved estimates for the interstellar C_{60}^+ band strengths and profiles. The averages of the (unreddened) standard star spectra are also displayed. The same Doppler-broadened laboratory C_{60}^+ spectrum from Figure 2 is overlaid for comparison, scaled to the peak central depth of the $\lambda 9577$ band. For $\lambda 9428$, we also show a Gaussian comparison model based on the earlier $\lambda 9577/\lambda 9428$ band strength ratio obtained by Campbell et al. (2016) (with a dashed line style).

As demonstrated in Figure 2 for Cyg OB2 #5, HD 195592, and τ Cma, stellar line contamination of the weaker interstellar C_{60}^+ bands is most severe for the observed O-type stars. We therefore generated an alternative mean spectrum for the reddened (and unreddened) stars, excluding the O types. The B6 Iap hypergiant (and LBV candidate) HD 168625 was also excluded due to the large number of contaminating emission lines in its spectrum. The resulting “mean early B-type” spectrum is shown in Figure 3(b). The $\lambda 9365$ and $\lambda 9577$ bands provide a good match with the (scaled) laboratory spectrum. A weak absorption feature at 9362 \AA overlaps the $\lambda 9365$ band, and was identified as an interloping DIB by Walker et al. (2016). An absorption feature at 9428 \AA is also clearly present in this spectrum, apparently somewhat weaker than its laboratory counterpart. Unfortunately, contamination from nearby stellar (or interstellar) lines hinders reliable measurement of the $\lambda 9428$ band strength. Rejection of the O stars significantly improves the clarity of the continuum in the vicinity of the 9348 \AA C_{60}^+ band, but no corresponding

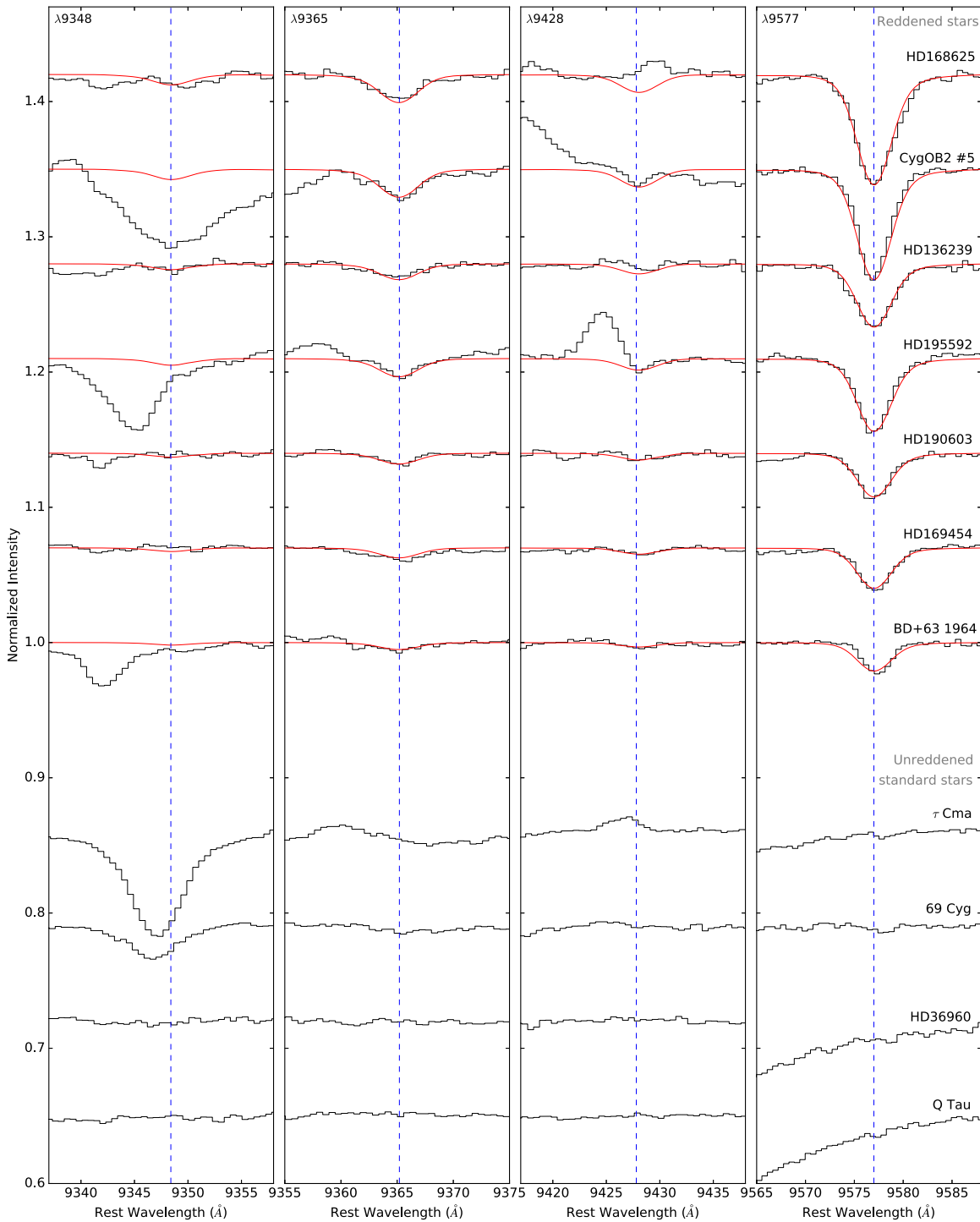


Figure 2. STIS spectra of our program stars, zoomed in around the positions of the four observed C_{60}^+ bands. Reddened spectra are in the interstellar K I rest frame. Red traces are C_{60}^+ band predictions based on the laboratory spectrum of Campbell & Maier (2018), broadened and scaled to match the $\lambda 9577$ observations.

interstellar feature was detected. This is not surprising given the remaining uncertainties in the continuum, combined with the expected weakness of this band.

4. Discussion

Our mean spectrum of reddened early B-type stars has a continuum $S/N \sim 1200$ and provides the clearest view to date of the putative interstellar C_{60}^+ absorption bands. Although the *HST* data are free from degradation due to telluric absorption,

measurements of the three weaker C_{60}^+ bands are still hindered by the presence of nearby stellar (or interstellar) lines, which introduce uncertainties into the continuum level and band profiles. Nevertheless, we confidently determined the presence of absorption features at interstellar rest wavelengths of 9365.1 ± 0.1 , 9428.5 ± 0.2 , and 9577.1 ± 0.1 Å. These match closely the laboratory wavelengths of $[9365.2 \pm 0.2, 9427.8 \pm 0.2, 9577.0 \pm 0.2$ Å] determined by Campbell et al. (2016), and are also in reasonable agreement with the wavelengths of $[9364.8 \pm 0.1, 9427.6 \pm 0.2, 9576.5 \pm 0.2$ Å]

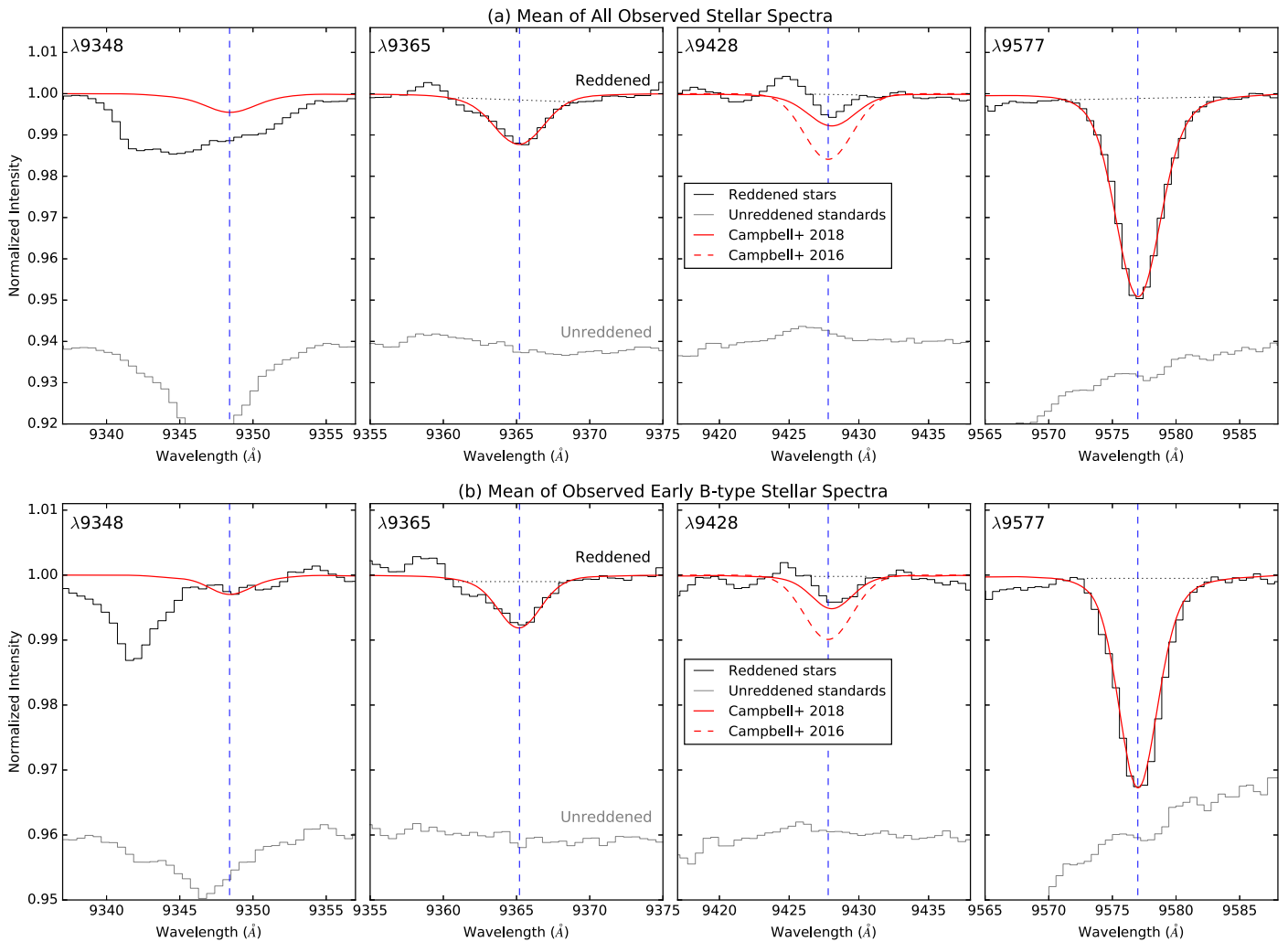


Figure 3. Mean spectra for (a) all observed sightlines and (b) sightlines toward the early B-type stars. The corresponding mean spectra for the (unreddened) standards are shown in gray. Mean reddened spectra are in the interstellar K I rest frame. Laboratory comparison spectra are overlaid in red, with a Gaussian broadening FWHM of 100 km s^{-1} in panel (a) and 80 km s^{-1} in panel (b). Dotted black lines demarcate the integration areas used for equivalent width measurements.

and $[9364.9 \pm 0.1, 9427.5 \pm 0.1, 9576.7 \pm 0.1 \text{ \AA}]$ from the independent C_{60}^+ helium droplet experiments of Kuhn et al. (2016) and Spieler et al. (2017), respectively.

The $\lambda 9428$ band has the largest wavelength discrepancy, with an offset of between 0.5 and 1.3 \AA (1–2 pixels) with respect to the range of laboratory measurements. Such a relatively small wavelength shift could be the result of contamination of the *HST* spectra by interloping stellar or interstellar features that skew the observed band profile. Inaccuracy in the laboratory wavelength is also possible as a result of uncertainty in extrapolating the measured C_{60}^+ - He_n wavelengths down to $n = 0$. Small (sub-Angstrom) wavelength shifts may also be introduced as a result of ^{13}C substitutions (Campbell & Maier 2018). To rule out other observational errors, we searched our spectra for CCD defects such as residual bad pixels and fringing artifacts, but no repeatable artifacts were found across all our observations.

High-resolution studies of interstellar K I, H I, Ca II, and Ti II absorption (e.g., Cox et al. 2006; Welty & Crowther 2010) show that the differing ionization and depletion levels of these gases can lead to significant differences between their respective radial velocity profiles. Differences between the K I and C_{60}^+ mean radial velocities may therefore be expected, which would introduce

Table 2
 C_{60}^+ Band Equivalent Width Measurements

| Sightline | FWHM ₉₅₇₇ ^a (Å) | W_{9577} (mÅ) | W_{9428} (mÅ) | W_{9365} (mÅ) |
|----------------|--|--------------------|--------------------|--------------------|
| Cyg OB2 #5 | 3.7 | 327(5) | 20(5) | 72(5) ^b |
| HD 195592 | 4.1 | 251(6) | 15(6) ^b | 39(6) |
| BD+63 1964 | 2.8 | 54(3) | 14(3) | 33(3) ^b |
| HD 169454 | 3.9 | 132(3) | 13(3) | 35(3) |
| HD 190603 | 3.7 | 134(5) | <15 | 26(5) |
| HD 136239 | 4.3 | 204(5) | <15 | 50(5) |
| HD 168625 | 4.5 | 392(5) | <15 ^b | 68(5) |
| Mean (all) | 4.1 | 214(2) | 13(1) ^b | 50(2) |
| Mean (early B) | 3.9 | 138(2) | 11(1) ^b | 32(2) ^b |
| Campbell+ 2018 | 1.7 | 138 | 21 | 35 ^c |

Notes.

^a Band FWHM, deconvolved with respect to STIS spectral resolution.

^b Uncertain due to line blending or continuum uncertainties.

^c Equivalent widths from the Campbell & Maier (2018) spectrum in Figure 3(b), normalized to the “mean (early B)” W_{9577} value.

errors into our measured C_{60}^+ band rest wavelengths. However, such differences are likely to be small compared with our $\sim 30 \text{ km s}^{-1}$ spectral resolution. Furthermore, any pseudorandom

differences between the KI and C_{60}^+ line-of-sight velocity distributions would tend to be averaged out in our mean spectra. Adopting a generous uncertainty of $\pm 10 \text{ km s}^{-1}$ on the C_{60}^+ rest velocity translates to only $\pm 0.3 \text{ \AA}$ on the measured wavelength, which does not significantly alter the conclusions of our study.

The interstellar $\lambda 9577$ band shape is well described by a Gaussian profile in all sightlines apart from HD 195592, which has more extended, Lorentzian-type wings. The mean observed profile has a slightly enhanced red wing, which is qualitatively similar to the laboratory profile of C_{60}^+ -He from Campbell & Maier (2018). The $\lambda 9577$ band FWHM measurements are given in Table 2, with an average value of $4.2 \pm 0.1 \text{ \AA}$. This is relatively broad compared with the ($\approx 0.95 \text{ \AA}$) spectral resolution, resulting in a deconvolved mean FWHM of 4.1 \AA , which is more than a factor of two broader than the laboratory band FWHM of 1.7 \AA . Assuming $\lambda 9577$ is due to a rovibronic transition of C_{60}^+ , the broad profile can be explained by an (unresolved) manifold of rotational lines that gives rise to a rotational contour, the width of which varies as a function of rotational temperature (see Edwards & Leach 1993). In our case, the observed FWHM $\approx 4 \text{ \AA}$ suggests a mean C_{60}^+ rotational temperature $\sim 100 \text{ K}$ in the diffuse ISM (see also Foing & Ehrenfreund 1997; Campbell & Maier 2018).

As shown by Figure 3, the degree of broadening required to fit the $\lambda 9365$ band is similar to that of $\lambda 9577$, suggesting a similar rotational contour. This is consistent with the conclusion of Lykhin et al. (2019), that the $\lambda 9365$ and $\lambda 9577$ bands arise in the same ${}^2A_u \rightarrow {}^2A_g$ electronic transition from the $v = 0$ ground vibrational state of C_{60}^+ , with $v' = 0$ in the excited state for $\lambda 9577$ and $v' = 1$ for $\lambda 9365$. By analogy, the $\lambda 9428$ band is believed to originate from the ${}^2A_u \rightarrow {}^2B_g$ partner transition to the Jahn–Teller-split excited state (with $v' = 1$). Although the $\lambda 9428$ profile is difficult to reliably measure in individual sightlines (Figure 2), our mean spectra (Figure 3) show that it may be narrower than the $\lambda 9365$ and $\lambda 9577$ bands, but this result is uncertain due to possible spectral contamination.

Our observed ratio of equivalent widths $W_{9577}:W_{9428}:W_{9365} = 1.0:0.08:0.23$ in the mean early B-type spectrum is comparable with the ratios of $1.0:0.15:0.25$ derived from the convolved C_{60}^+ -He laboratory spectrum in Figure 3. The latter values differ from those published by Campbell & Maier (2018) because they represent band-integrated equivalent width ratios rather than the peak cross-section ratios given in their study. Whereas the observed $\lambda 9365/\lambda 9577$ equivalent width ratio of 0.23 matches closely with the laboratory ratio of 0.25, a relative weakness is apparent for the $\lambda 9428$ band (with $\lambda 9428/\lambda 9577 = 0.08$ versus 0.15)—the apparent weakness is even more pronounced when compared with the earlier cross section ratio of $\lambda 9428/\lambda 9577 = 0.3$ from Campbell et al. (2016), and may explain why this band was not detected in the ISM by Galazutdinov et al. (2017) or Galazutdinov & Krelowski (2017). Such a discrepancy could result from subtle perturbations to the transition strengths due to the attached helium atom, or from differing physical conditions between the laboratory and ISM. For example, Lykhin et al. (2019) suggested that the relative C_{60}^+ band strengths could vary as a result of temperature-dependent rotation–vibration coupling that would directly alter the intensities of the C_{60}^+ rovibronic transitions.










5. Conclusion

We have obtained high-S/N *HST* spectra of the $\lambda 9348$, $\lambda 9365$, $\lambda 9428$, and $\lambda 9577$ C_{60}^+ bands along seven heavily reddened interstellar lines of sight. The strong $\lambda 9577$ band and weaker $\lambda 9365$ band are clearly identified in all sightlines, with wavelengths and equivalent width ratios closely matching the latest laboratory data. A weak $\lambda 9428$ band can also be seen in the early B-type sightlines where contamination from stellar features is less severe. The $\lambda 9428$ wavelength and profile appear to differ from those expected based on the laboratory measurements of Campbell & Maier (2018), and its measured equivalent width is $\sim 50\%$ less than expected, but residual stellar/interstellar contamination cannot be ruled out as a possible explanation for these small discrepancies. The $\lambda 9348$ band could not be detected due to its intrinsic weakness and overlapping stellar lines. In summary, we confirm the presence of all three expected C_{60}^+ bands in the diffuse ISM, with strength ratios consistent with those measured in the laboratory for C_{60}^+ -He at very low temperature. We consider this the first robust detection of the $\lambda 9428$ interstellar band. Combined with prior, ground-based observations of the $\lambda 9365$, $\lambda 9577$, and $\lambda 9632$ bands (e.g., Walker et al. 2015, 2016; Galazutdinov & Krelowski 2017; Lallement et al. 2018) our *HST* spectra place the detection of interstellar C_{60}^+ beyond reasonable doubt.

The confirmation of interstellar C_{60}^+ represents a breakthrough in our understanding of chemical complexity in the diffuse ISM, dramatically increasing the size limit for known carbon-bearing molecules in low-density, strongly irradiated environments, and bringing a new understanding of the types of molecules that may be responsible for the remaining (unidentified) DIBs. Further high-sensitivity observations are recommended to better constrain the strengths and profiles of the weaker C_{60}^+ bands, combined with additional laboratory and theoretical studies that may enable the exploitation of the C_{60}^+ bands as probes of interstellar physics and chemistry.

This work is based on observations made with the NASA/ESA *Hubble Space Telescope*, obtained at the Space Telescope Science Institute, which is operated by the Association of Universities for Research in Astronomy, Inc., under NASA contract NAS 5-26555. P.J.S. thanks the Leverhulme Trust for an Emeritus Fellowship award. F.N. was supported through Spanish grants ESP2015-65597-C4-1-R and ESP2017-86582-C4-1-R.

ORCID iDs

M. A. Cordiner  <https://orcid.org/0000-0001-8233-2436>
 H. Linnartz  <https://orcid.org/0000-0002-8322-3538>
 J. Cami  <https://orcid.org/0000-0002-2666-9234>
 F. Najarro  <https://orcid.org/0000-0002-9124-0039>
 C. R. Proffitt  <https://orcid.org/0000-0001-7617-5665>
 R. Lallement  <https://orcid.org/0000-0002-1284-875X>
 B. H. Foing  <https://orcid.org/0000-0003-0007-5419>
 T. R. Gull  <https://orcid.org/0000-0002-6851-5380>
 P. J. Sarre  <https://orcid.org/0000-0002-4993-1717>

References

- Berné, O., Mulas, G., & Joblin, C. 2013, *A&A*, 550, 4
 Cami, J., Bernard-Salas, J., Peeters, E., & Malek, S. E. 2010, *Sci*, 329, 1180
 Cami, J., & Cox, N. L. J. (ed.) 2014, in Proc. IAU Symp. 297, The Diffuse Interstellar Bands (Cambridge: Cambridge Univ. Press)

- Campbell, E. K., Holz, M., Gerlich, D., & Maier, J. P. 2015, *Natur*, **523**, 322
- Campbell, E. K., Holz, M., Maier, J. P., et al. 2016, *ApJ*, **822**, 17
- Campbell, E. K., & Maier, J. P. 2018, *ApJ*, **858**, 36
- Cordiner, M. A. 2011, in *Encyclopedia of Astrobiology*, ed. M. Gargaud & W. M. Irvine (Berlin: Springer), 432
- Cordiner, M. A. 2014, in *Proc. IAU Symp. 297, The Diffuse Interstellar Bands*, ed. J. Cami & N. L. J. Cox (Cambridge: Cambridge Univ. Press), 41
- Cordiner, M. A., Cox, N. L. J., Lallement, R., et al. 2017, *ApJL*, **843**, L2
- Cordiner, M. A., Fossey, S. J., Smith, A. M., & Sarre, P. J. 2013, *ApJL*, **764**, L10
- Cordiner, M. A., & Sarre, P. J. 2007, *A&A*, **472**, 537
- Cox, N. L. J., Cordiner, M. A., Cami, J., et al. 2006, *A&A*, **447**, 991
- Edwards, S. A., & Leach, S. 1993, *A&A*, **272**, 533
- Foing, B. H., & Ehrenfreund, P. 1994, *Natur*, **369**, 296
- Foing, B. H., & Ehrenfreund, P. 1997, *A&A*, **317**, L59
- Galazutdinov, G. A., & Krelowski, J. 2017, *AcA*, **67**, 159
- Galazutdinov, G. A., Krelowski, J., Musaev, F. A., Ehrenfreund, P., & Foing, B. H. 2000, *MNRAS*, **317**, 750
- Galazutdinov, G. A., Shimansky, V. V., Bondar, A., Valyavin, G., & Krelowski, J. 2017, *MNRAS*, **465**, 3956
- Herbig, G. H. 1995, *ARA&A*, **33**, 19
- Kuhn, M., Renzler, M., Postler, J., et al. 2016, *NatCo*, **7**, 13550
- Lallement, R., Cox, N. L. J., Cami, J., et al. 2018, *A&A*, **614**, A28
- Liszt, H., Gerin, M., Beasley, A., & Pety, J. 2018, *ApJ*, **856**, 151
- Lykhin, A. O., Ahmadvand, S., & Varganov, S. A. 2019, *J. Phys. Chem. Lett.*, **10**, 115
- Milisavljevic, D., Raffaella, M., Crabtree, K. N., et al. 2014, *ApJL*, **782**, L5
- Omont, A. 2016, *A&A*, **590**, A52
- Raskin, G., van Winckel, H., Hensberge, H., et al. 2011, *A&A*, **526**, A69
- Sarre, P. J. 2006, *JMoSp*, **238**, 1
- Schmidt, M. R., Krelowski, J., Galazutdinov, G. A., et al. 2014, *MNRAS*, **441**, 1134
- Sellgren, K., Werner, M. W., Ingalls, J. G., et al. 2010, *ApJL*, **722**, L54
- Spieler, S., Kuhn, M., & Postler, J. 2017, *ApJ*, **846**, 168
- Walker, G. A. H., Bohlender, D. A., Maier, J. P., & Campbell, E. K. 2015, *ApJL*, **812**, L8
- Walker, G. A. H., Campbell, E. K., Maier, J. P., Bohlender, D., & Malo, L. 2016, *ApJ*, **831**, 130
- Welty, D. E., & Crowther, P. A. 2010, *MNRAS*, **404**, 1321